

Geo tagged photo of different facility and mechanism available in institute

Solid waste management:



Figure 1: Dustbin for collecting biodegradable waste placed near entry gate of campus. Such bins are placed at various locations inside whole campus.



Figure 2: Dustbin for solid waste collection at Third floor, Block A. Such types of bins are placed at each floor of every building located inside campus.



Figure 3: Dustbin for solid waste collection at First floor, Block A. Such types of bins are strategically placed at each floor of every building located inside campus.



Figure 4: Dustbin for solid waste collection at Entry Gate, Block B. Such types of bins are strategically placed at each floor of every building located inside campus.



Figure 5: Dustbin placed at every faculty chamber for easy collection of waste at source.




Figure 6. Garbage collection point for solid non-biodegradable waste generated in mess



Figure 7. Garbage collection point situated at backend of institute for easy disposal.



Figure 8. Strategically placed dustbin for solid waste collection near entry gate of canteen.



Figure 9: Dustbin placed at entry gate of Block D for collecting solid waste



Figure 10: Dedicated collection area for collecting broken furniture and other solid waste for further disposal.

2. Liquid waste collection



Figure 11: Drainage for collecting liquid wastes from various originating source.




Figure 12 Drain pit in front of Library building for collection of liquid waste.



Figure 13: Pond pit for collection of liquid waste and processing for irrigation purpose

3.E-Waste management




Figure 14: Dedicated collection point for storing broken computers, fans, keyboard, wires etc before disposal.